

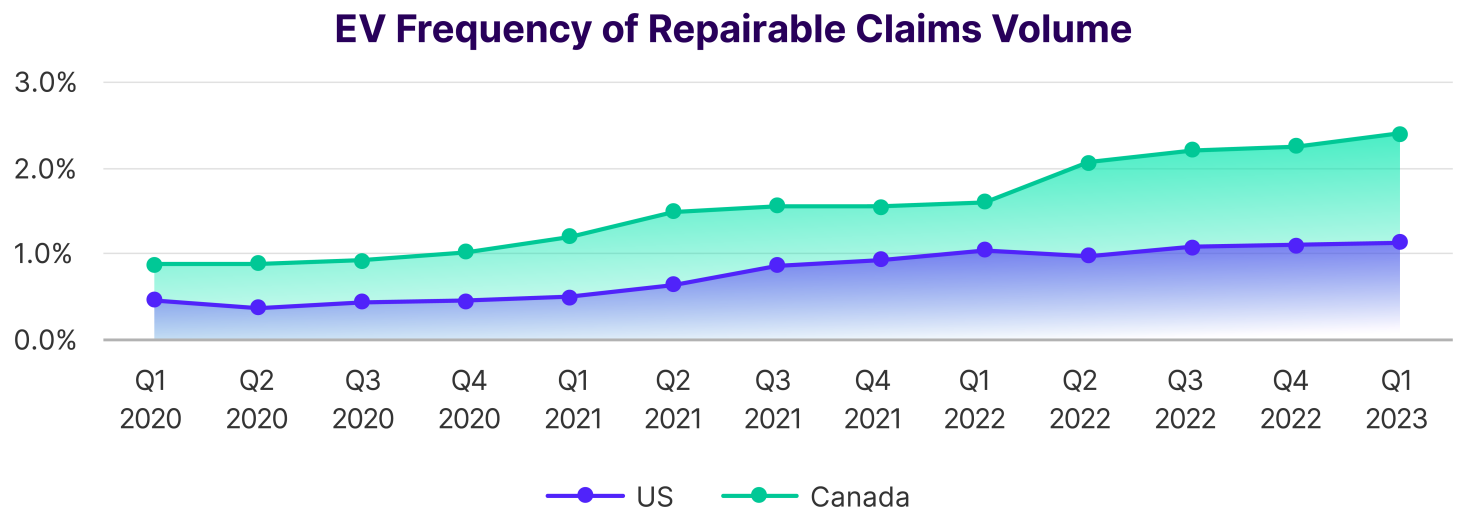
Plugged-In: EV Collision Insights Q1 2023

May 16, 2023
 3 MIN READ
[Author profile image](#)

Ryan Mandell
 Vice President, Strategy & Market Intelligence

[Download Report](#)[Subscribe Now](#)

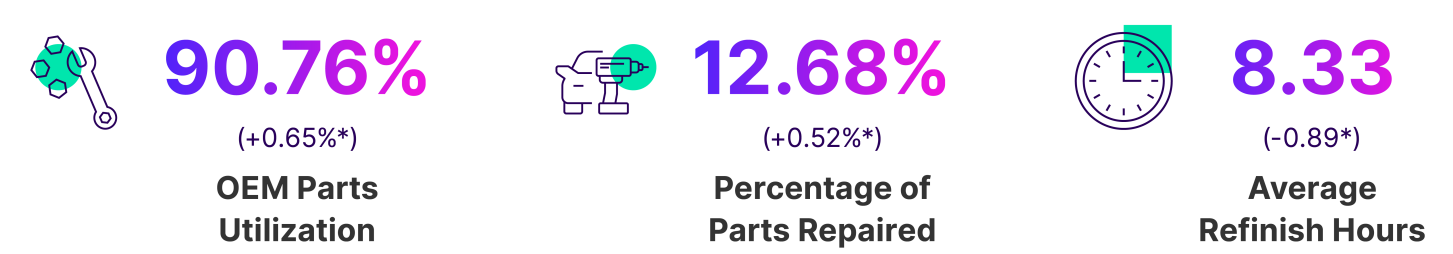
In Q1 2023, electric vehicle (EV) repairable claims frequency rose to 1.13% in the US and 2.41% in Canada, up a modest 0.03% and 0.15% respectively. While Tesla remains the dominant player, the company’s U.S. market share of repairable vehicles fell in Q1 2023 to 75.8% of all EVs repaired, down from 76.78% in Q4 2022. The Ford Mustang Mach-E continued to capture additional repairable market share as it maintained fourth position in U.S. EV frequency. The Cadillac LYRIQ and Rivian R1S sport utility vehicles entered U.S. collision repair facilities for the first time in Q1 2023 with the Rivian R1T slowly gaining ground as well but still well outside the top 10 most frequently repaired EVs.



Source: Mitchell International, Inc.

EVs continue to lead the way when it comes to automotive complexity and their repair represents a significant cost delta over vehicles with internal combustion engines (ICEs). In the previous [Plugged-In: EV Collision Insights report](#), we noted that EVs not only require more mechanical labor hours on average than their ICE counterparts but also more refinish hours with an average of 8.33 compared to 7.4 for the rest of the market. A closer look at these numbers by vehicle make reveals that Tesla accounted for the largest portion of this delta since 34.28% of Tesla repairs were written for a three-stage refinish operation—adding 7.83% of additional cost to the overall repair.

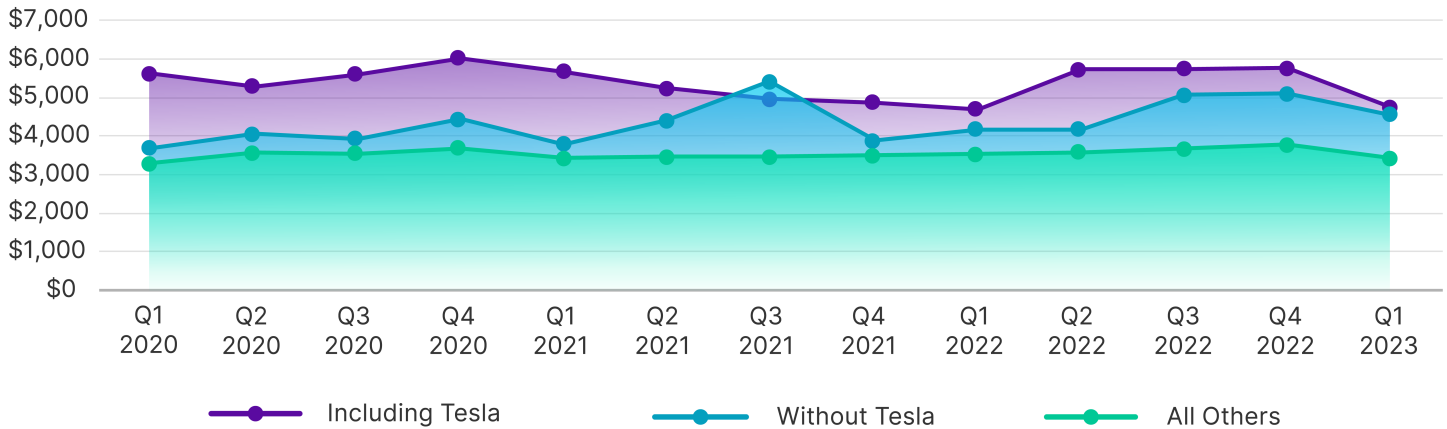
As EV adoption increases, the impact to industry stakeholders is expected to grow. Collision repairers will face additional training, tooling and equipment requirements to properly and safely restore these interconnected vehicles to OEM standards. Automotive insurers, on the other hand, will need to account for higher than average repair costs and cycle time when determining policyholder premiums. Today, there are approximately 160,000 public EV charging ports in the US and 20,000 in Canada. However, S&P Global Mobility predicts that the [US will triple its number of publicly available EV chargers by 2027](#) to meet expected consumer demand and financial investments made through the National Electric Vehicle Infrastructure program. Likewise, the Canadian government has set an objective of [adding 50,000 public charging ports by 2030](#). [According to Graham Evans](#), research and analysis director at S&P Global Mobility: “For mass-market acceptance of battery electric vehicles (BEVs) to take hold, the recharging infrastructure must do more than keep pace with EV sales. It must surprise and delight vehicle owners who will be new to electrification, so that the process seems seamless and perhaps even more convenient than their experience with gasoline refueling, with minimal compromise on the vehicle ownership experience.”



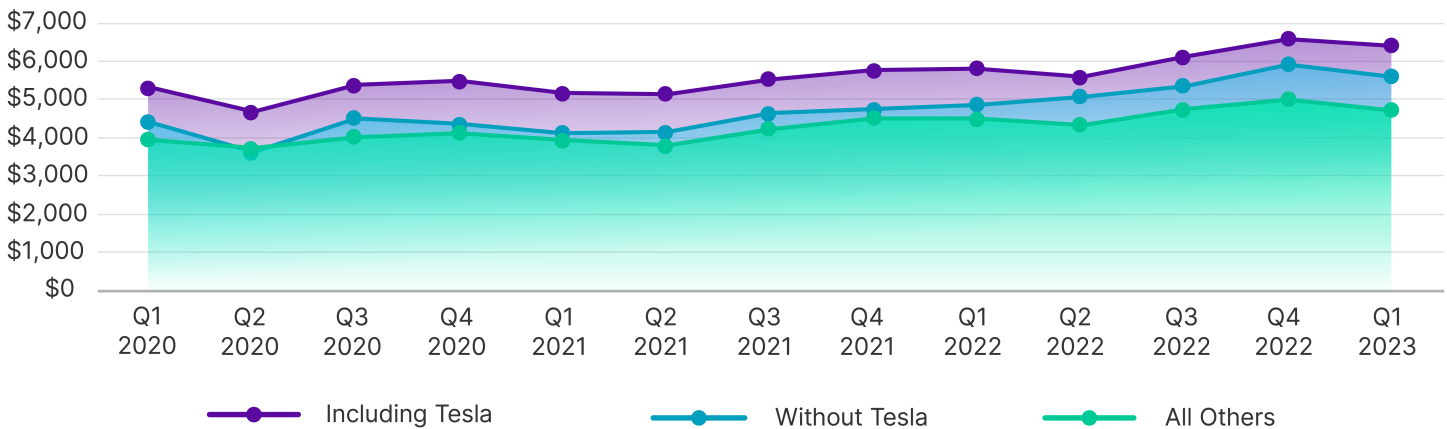
Source: Mitchell International, Inc.

EV Average Repairable Severity

US



Canada



Source: Mitchell International, Inc.

By the Numbers

Top North American EV Markets Based on Repairable Claims Frequency



4.80%

(+0.33%*)

British Columbia



3.70%

(+0.33%*)

California



3.14%

(+0.39%*)

Quebec

Source: Mitchell International, Inc.

Top Five EV Model Frequency by Region

US		Canada	
Tesla Model 3	39.52% (-0.56%*)	Tesla Model 3	41.22% (-3.78%*)
Tesla Model Y	22.18% (+1.17%*)	Tesla Model Y	18.87% (+1.58%*)
Tesla Model S	9.00% (-1.67%*)	Nissan Leaf	6.40% (-0.84%*)
Ford Mustang Mach-E	6.31% (+1.17%*)	Hyundai Kona EV	6.32% (-0.59%*)
Tesla Model X	5.10% (+0.08%*)	Chevy Bolt	4.62% (-0.57%*)

Source: Mitchell International, Inc.

*Difference between Q1 2023 and Q4 2022.

[Previous Issue](#) | [Next Issue](#)

Subscribe Now

To subscribe to future issues of Mitchell's Plugged-In: EV Collision Insights report, please complete the form below.



©2022 Mitchell International, Inc. and Genex Services, LLC. All rights reserved.

mitchell | genex | coventry